

T600 Series Option

Laser Guide

Provides reference to enable cut accuracy (not shown)

Pneumatic Blade Guard

Protects blade at adjustable heights via pneumatic actuation (not shown)

Table Options

- Roller table
- Fixed table
- Heated table
- Custom - On request

Adjustable Fence Bar Graduated Scale

Enables consistency using adjustable scale

Air Filter/Dryer Membrane

Protects and filters contaminants in pneumatic supply (not shown)

Emergency Kick Stop

Offers alternative preferences (not shown)

Stainless Steel Adjustable Feet

Enables machine stability and ergonomic adjustments for operator height

BladeStop Connect

IOT integration providing real-time data for efficient operations and training

Configuration

Configures for left or right handed operators, not both, or side to side (R to L)



STOPS FASTER. FULL STOP.

bladestop.com

bladestop@scottautomation.com

BLADESTOP
powered by SCOTT

The fastest stopping time on the market—because when a limb is on the line, every millisecond counts.

MECHANICAL

| | |
|------------------|---|
| Wheel Diameter | 630 mm [25"] |
| Blade Size | 3/4" x 3TPI x 4500 mm [3/4" x 3TPI x 14'8"] |
| Blade Speed | 1960 m/min [6.4K feet/min] |
| Shipping Weight | 1150 kg [2535 lbs.] |
| Mobility Options | Adjustable Feet |

ELECTRICAL

| | |
|-----------------------------------|--------------------------------------|
| Motor Voltage - 3 phase, 50/60 Hz | 208-575 VAC |
| Motor Power/Protection Class | 7.5 KW [10 HP]/IP55 |
| Motor Efficiency | Class IE 3 |
| Full Load Current | 13.4/6.4 A |
| Connector Type | IP 66 rated, 4 pin 3 phase 20-40 Amp |
| Motor Brake | Standard - Friction |

PNEUMATICS

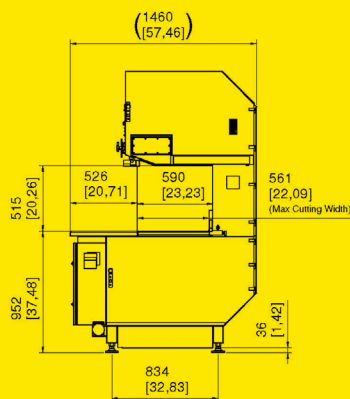
| | |
|-----------------|------------------------|
| Supply Pressure | 6-7.5 Bar [85-105 psi] |
| Flow Rate | 260 L/min |

DIMENSIONS

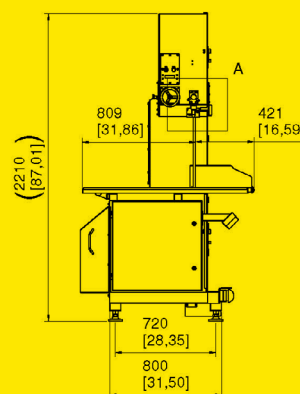
| | |
|--|--|
| Max cut height | 515 mm [1'7"] |
| Max throat depth | 590 mm [1'9"] |
| Cutting stroke (front of table to blade) | 421 mm [1'4"] |
| Machine Dimensions (WxDxH) | 1460 x 1185 x 2210 mm [4'8" x 3'9" x 7'3"] |
| Table Dimensions (WxDxH) | 1206 x 1185 x 952 mm [4' x 3'9" x 3'1"] |

REGIONAL COMPLIANCE

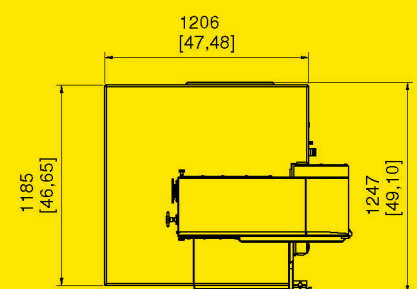
| | |
|-----------|---|
| Standards | UL (USA & Canada) CE Certified ASNZ 4024 ASNZ 3000 |
|-----------|---|



FRONT VIEW



SIDE VIEW



TOP VIEW